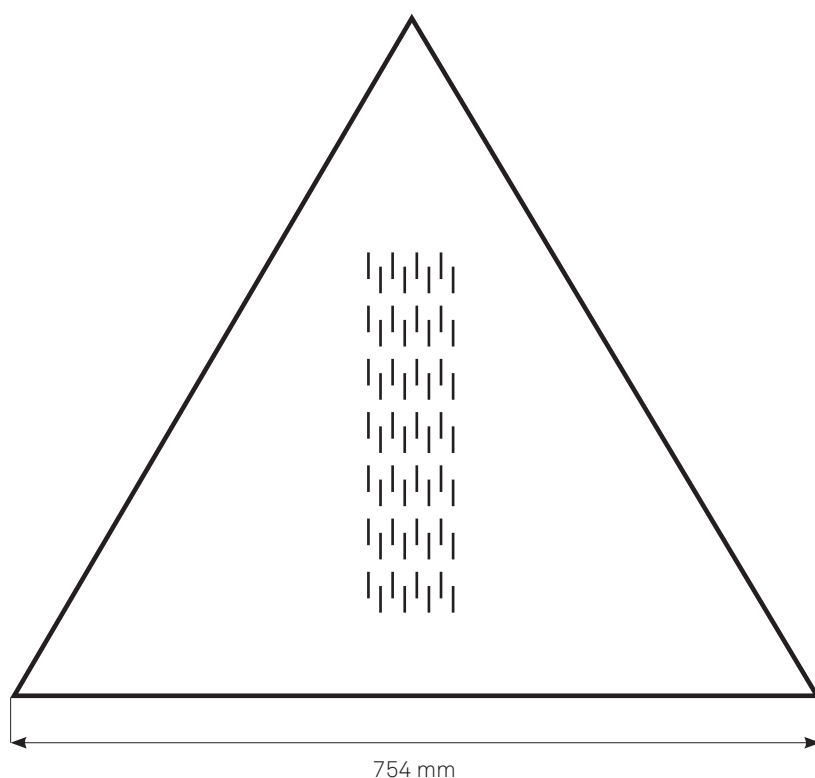




Bolon Studio™ Triangle; Artisan Ivory, Now Carnation, Create

BOLON STUDIO™

TRIANGLE 754



The dotted lines shows the direction of the weft yarn. The weft, is the thinner yarn, which is drawn through the warp, the thicker yarn. Depending on the direction of the weft, a different effect can be seen.

BOLON

BOLON.COM
INFO@BOLON.COM | + 46 321 530 400
FACEBOOK.COM/BOLONFLOORING

BOLON STUDIO™

TRIANGLE 754

Bolon Tiles is a versatile and contemporary flooring concept. By making a selection from a range of tiles and collections, the concept creates room for bespoke interiors.

Your patterns will look completely different depending on the choice of collection, the direction of the weft, and lighting of the space. For all tiles and available collections visit bolon.com

MATERIAL:	Made of woven vinyl with roll backing, for use of permanent adhesive
ORDER:	One boxes contains 5,17 square metres of flooring Total of 21 pieces
AREA:	For larger areas than 100 square metres, contact Bolon or your local dealer for advice.
PRICE:	By request

INSTALLATION:

1. The material should reach room temperature prior to installation.
2. Make sure the subfloor is leveled before installation.
For best result $\pm 2\text{mm}/2\text{m}$ and $\pm 1,0\text{mm}/0,25\text{m}$ or better is recommended
3. Always use permanent adhesive.

Design your own flooring using our Bolon Tiles Design Tool and find more inspiration images and specific installation instructions on bolon.com





For samples, please contact info@bolon.com or your local distributor. bolon.com

BOLON

BOLON.COM
INFO@BOLON.COM | + 46 321 530 400
FACEBOOK.COM/BOLONFLOORING


BOLON STUDIO™

TRIANGLE 754



Collection: Bolon Create, Now, Artisan

Collection: Bolon Create, Artisan

 The direction of weft yarn

For samples, please contact info@bolon.com or your local distributor. bolon.com

BOLON

BOLON.COM
INFO@BOLON.COM | + 46 321 530 400
FACEBOOK.COM/BOLONFLOORING