


# BOLON



**BOLON RUGS – CLEANING AND MAINTENANCE INSTRUCTIONS**




**GENERAL ADVICE**

- Make sure all table and chair legs have furniture pads without sharp edges and that they are made from stainless steel, polythene or similar. Prevent unnecessary wear and tear as well as discolouration by having hard polyamide chair wheels.
- Some kinds of rubber similar to the type used for rubber cartwheels, welcome mats etc. may cause discolouration in the form of migration. These kinds of discolorations cannot be removed.
- Our rugs are water-resistant and are cleaned using wet methods.
- Do not use acetone or polish on Bolon Rugs.
- Most cleaning needs can be accomplished with a vacuum cleaner, scrubbing brush, water and a minimal dose of a pH neutral (7-8) cleaner without soap.


**PLACEMENT**

Start by rolling out the rug with the upside facing down. Then turn the rug over by lifting the edge of the shorter side and walk with it towards the opposite side. Before placing furniture, the rug needs to adapt to the indoor temperature, wait until all bumps and creases has disappeared.

Note that the rugs are solid and do not let moisture through. Floors that are constructed to breathe might be damaged when moisture is trapped in.





**DAILY CLEANING**

Vacuuming.

**WET STAINS**

Absorb the stain with paper or cloth. Then wipe the surface with a damp cloth. If necessary, use a small dose of a pH neutral (7-8) cleaner without soap. Be careful to wring out the cloth properly before wiping.

**DRY STAINS**

Dissolve the stain with a damp cloth. If necessary, use a soft brush. A small dose of a pH neutral cleaner without soap can be used on more difficult stains, leave the cleaning agent on the stain for a couple of minutes before using a soft brush. Finally, wipe the surface dry, make sure no cleaning agent is left on the surface.

**PERIODICAL CLEANING FOR PUBLIC SPACES AND LARGER RUGS**

Use a wet vacuum scrubber dryer with vertical soft rotating brushes and lukewarm water (or ultra-pure water if possible). Stains should be pretreated with a pH neutral (7-8) cleaner without soap before using the machine.

**TRANSPORT AND STORAGE****If the Bolon rug is to be transported or removed for storage after being delivered and rolled out:**

The Bolon rug must be repacked using the same packaging and procedure on delivery to protect it and its eventual joints. It must not be folded or dragged when moved. It is also important that the rug is stored lying down when it has been repacked, just as it was when it was delivered.

**MAINTENANCE AND CLEANING OF OUTDOOR RUGS**

We offer a curated selection of rugs suitable for outdoor use. The rugs should be placed on an even surface, avoiding sharp edges and rocks. Ideally, they should be positioned under a roof or shaded area; otherwise, direct sunlight might cause fading. If exposed to water, the rugs can become slippery. Please note that standing water may cause permanent stains. During extreme weather, we recommend storing the rugs indoors.

All our recommendations regarding maintenance, storage and cleaning for indoor rugs also apply to outdoor rugs.